

5G-s chiave per installazione - esempio


aprire / posizionare
il maschio

Chiave per installazione:

Ingrandimento:




1. Bloccare




2. Bloccare




3. Bloccare



4. Bloccare




5. Aprire



6. Aprire



7. Posa arretrata
posizionare il maschio



8. Posa arretrata
blocco

